



Moving-coil measuring instruments 240°

for direct current and direct voltage

for direct measurement

Type:

DQX-250 48

DQX-250 72

DQX-250 96



Application

Moving-coil measuring instruments (240°) are used to measure direct current and direct voltage. Shunts, series resistors, voltage dividers and measuring transducers are used to extend the measuring range. The internal consumption of the moving-coil measuring instruments is very low, they are therefore suitable for direct measurement and connection to standard signals.

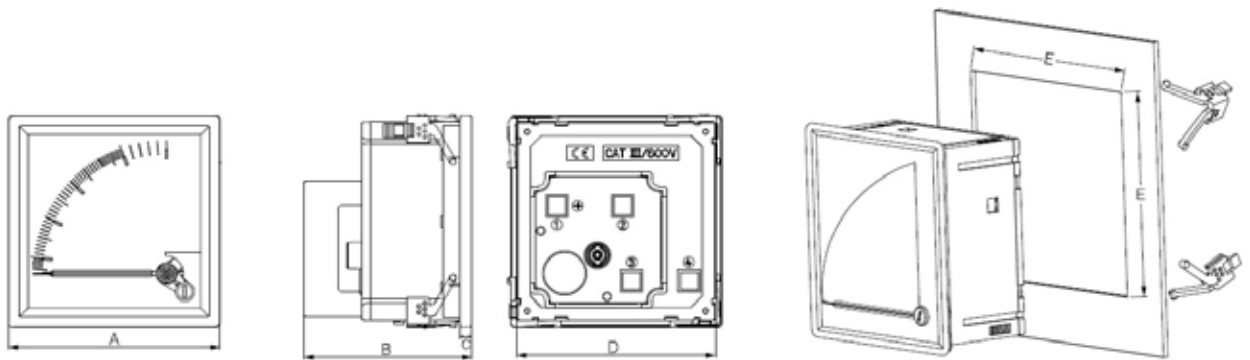


Function / Design

The moving-coil measuring instruments (240°) are equipped with a core magnet measuring system. The zero point adjustment is located centrally. The measuring instruments are manufactured in accordance with DIN EN 60051 and the other applicable VDE and DIN regulations. The accuracy is 1.5% (size 48 accuracy 2.5%), based on the full scale value; instruments with accuracy class 1.0 possible on request. The scale progression is linear. The instruments can be permanently overloaded by a factor of 1.2; Ammeters can be overloaded up to 50 times for a short time, Voltmeters up to 2 times. For the rest, DIN EN 60051 applies.



Dimensions



Size	„A“ mm	„B“ mm	„C“ mm	„D“ mm	„E“ mm
DQX-250 48	48	71	5,5	44,2	45,0
DQX-250 72	72	76	5,5	67,0	68,5
DQX-250 96	96	76	5,5	90,5	92,0



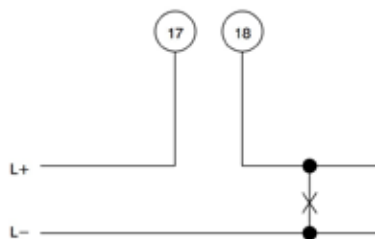
Technical data

Front frame	Dimensions acc. to DIN 43 718. The front frames are delivered als light frames in black colour for all types.
Scale, pointer	Execution acc. to DIN 43 802. The graduation is carried out as coarse graduation, the pointers as knife bar pointers.
Front glass	low glare glass
Zero point correction	All types have a zero point correction.
Connection	Screw connection with clamps
Accuracy	Acc. to DIN EN 60 051. It is defined under reference conditions, based on the measuring range end value. If the zero point is offset, the sum of the two full-scale values applies. In the case of power factor measuring devices and resistance measuring devices (scale curve strongly non-linear), the measurement error is related to the scale length.
Reference conditions	Temperature $20^{\circ}\text{C} \pm 2\text{K}$, nominal position of use $\pm 1^{\circ}$
Influencing variables	Usage position normal vertical $\pm 5^{\circ}$, if the usage position deviates, the angle from the horizontal must be indicated. Influence of temperature, unless otherwise stated, the additional error is $\leq 1.5\%$ at $20^{\circ}\text{C} \pm 10\text{K}$ ambient temperature. Ferromagnetic switchboards have no influence on the measurement accuracy.
Operating temperatur	All types work in a temperature range from -25°C to $+55^{\circ}\text{C}$ (if not otherwise specified, trouble-free).
Relative humidity	75% annual mean, no condensation
Installation location	Interior, max. height of 2000 m above sea level
IP code	IP 52 on front side, IP 20 at terminals with terminal cover acc. to DIN EN 60529
Internal resistance	DC-voltmeters: $1000\ \Omega / \text{V}$, higher internal resistance possible on request DC-ammeters: 0,6 to $250\ \Omega$
Test voltage	5,3 kV AC for 1 min at 50 Hz acc. to IEC 61010-1
Vibrating resistance	1,5 g at 50 Hz
Impact resistance	15 g for 11 ms
EMC	EMC acc. to DIN EN 61 326
Lighting	Lighting 24V DC with lightbulb 2W possible on request (not for size 48!)

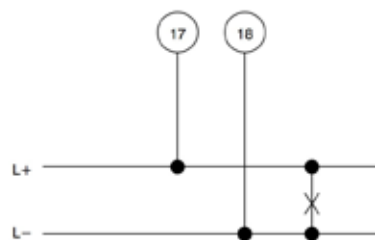


Connection

Direct current






Direct voltage





Measuring ranges direct current


			
Type	DQX-250 48	DQX-250 72	DQX-250 96
Front frame	48 x 48 mm	72 x 72 mm	96 x 96 mm
Cut-out	45 x 45 mm	68 x 68 mm	92 x 92 mm
Length of scale	70 mm	105 mm	150 mm
Pointer deflection	240 °	240 °	240 °
Accuracy class *	2,5	1,5	1,5
Front glas	low-glare glas	low-glare glas	low-glare glas
Weight	0,15 kg	0,2 kg	0,25 kg

Direct current - direct measurement		€	€	€
Measuring ranges				
µA	50		X	X
	100		X	X
	150	on request	X	X
	200		X	X
	400		X	X
	600		X	X
mA	1		X	X
	2,5		X	X
	4		X	X
	6		X	X
	10		X	X
	15		X	X
	25	on request	X	X
	40		X	X
	60		X	X
	100		X	X
	150		X	X
	250		X	X
	400		X	X
	600		X	X
A	1		X	X
	1,5		X	X
	2,5		X	X
	4		X	X
	6	on request	X	X
	10		X	X
	15		X	X
	25		X	X
	30		X	X
	40		X	X
	50	--	X	X
	60	--	X	X

Other measuring ranges on request!




* Instruments with accuracy class 1.0 possible on request!

Typing





Measuring ranges direct voltage

			
Type	DQX-250 48	DQX-250 72	DQX-250 96
Front frame	48 x 48 mm	72 x 72 mm	96 x 96 mm
Cut-out	45 x 45 mm	68 x 68 mm	92 x 92 mm
Length of scale	70 mm	105 mm	150 mm
Pointer deflection	240 °	240 °	240 °
Accuracy class *	2,5	1,5	1,5
Front glas	low-glare glas	low-glare glas	low-glare glas
Weight	0,15 kg	0,2 kg	0,25 kg

Direct voltage - direct measurement		€	€	€
Measuring ranges				
mV	50		X	X
	100		X	X
	150		X	X
	200	on request	X	X
	250		X	X
	400		X	X
	500		X	X
	600		X	X
V	1		X	X
	1,5		X	X
	2,5		X	X
	4		X	X
	6		X	X
	10		X	X
	15		X	X
	25	on request	X	X
	40		X	X
	60		X	X
	100		X	X
	150		X	X
	250		X	X
	400		X	X
	500		X	X
	600		X	X

Other measuring ranges on request!

* Instruments with accuracy class 1.0 possible on request!

Typing

